

Urbemis 2007 Version 9.2.4

Combined Winter Emissions Reports (Pounds/Day)

File Name: C:\Documents and Settings\rmmamaghani\Application Data\Urbemis\Version9a\Projects\CSU Grading Emissions.urb924

Project Name: 991-02 CSU Hayward Construction Emissions

Project Location: Bay Area Air District

~~Off-Road Vehicle Emissions Based on: version 1. Emission2007 v2.0 NOV 1 2000~~

Off-Road Vehicle Emissions Based on: OFFROAD2007

2010 TOTALS (lbs/day unmitigated)	10.21	61.54	39.01
-----------------------------------	-------	-------	-------

~~2022 TOTALS (lbs/day unmitigated)~~

6.17 38.84 ~~31.01~~

2022 TOTALS (lbs/day unmitigated)

4.85 31.01 29.47 0.00 40.69 1.73 42.42 8.50 1.59 10.09 5,570.11

2023 TOTALS (lbs/day unmitigated)

4.85 31.01 29.47 0.00 40.69 1.73 42.42 8.50 1.59 10.09 5,570.11

2024 TOTALS (lbs/day unmitigated)

4.85 31.01 29.47 0.00 40.69 1.73 42.42 8.50 1.59 10.09 5,570.11

2025 TOTALS (lbs/day unmitigated)

4.85 31.01 29.47 0.00 40.69 1.73 42.42 8.50 1.59 10.09 5,570.11

~~2026 TOTALS (lbs/day unmitigated)~~

4.84 30.97 29.26 0.00 40.69 ~~1.73~~ 42.42 8.50 1.59 10.09 5,570.27

2027 TOTALS (lbs/day unmitigated)

4.84 30.97 29.26 0.00 40.69 1.73 42.42 8.50 1.59 10.09 5,570.27

Construction Unmitigated Detail Report:

~~CONSTRUCTION EMISSION ESTIMATE Winter 10/2008 - 01 Day, Unmitigated~~

ROG NOx CO SO2 PM10 Dust PM10 Exhaust PM10 PM2.5 Dust PM2.5 Exhaust PM2.5 CO2

10/1/2008 2:12:36 PM

Time Slice 7/1/2009-12/31/2009
Active Days: 132



<u>7.76</u>	<u>46.72</u>	<u>29.24</u>	<u>0.00</u>	<u>40.68</u>	<u>3.10</u>	<u>43.78</u>	<u>8.50</u>	<u>11.35</u>	<u>4,166.37</u>
-------------	--------------	--------------	-------------	--------------	-------------	--------------	-------------	--------------	-----------------

10/1/2008 2:12:36 PM

Time Slice 1/1/2010-6/30/2010
Active Days: 129

7.30	44.31	28.18	0.00	40.68	2.88	43.56	8.50	2.65	11.14	4,166.43
------	-------	-------	------	-------	------	-------	------	------	-------	----------

Mass Grading 07/01/2009-
06/30/2030

0.00				40.00	
------	---	---	---	-------	---

~~1/1/2008 10:11:16 AM~~

10.21

61.54

~~10.21~~

Active Days: 66

Demolition 07/01/2009-
01/01/2028

3.51

26.53

16.44

2.31

10/1/2008 2:12:36 PM

Time Slice 1/3/2011-12/30/2011
Active Days: 260

9.54

58.17

37.67

0.00

40.69

4.17

44.85

12.33

5,569.26



10/1/2008 2:12:37 PM

Time Slice 1/1/2016-12/30/2016
Active Days: 261

6.64

41.79

32.47

0.00

2.65

10.94

10.94

10/1/2008 2:12:38 PM

Time Slice 1/2/2017-12/29/2017
Active Days: 260

6.17

38.84

31.71

0.00

43.08

10.70

5,569.85

10/1/2008 2:12:38 PM

~~Time Slice 1/1/2018-12/31/2018~~
Active Days: 261

5.69 36.04 31.01 **0.00**

10/1/2008 2:12:38 PM

Time Slice 1/1/2020-12/31/2020
Active Days: 262

<u>4.87</u>	<u>31.10</u>	<u>29.86</u>	<u>0.00</u>	<u>40.69</u>	<u>1.74</u>	<u>42.42</u>	<u>8.50</u>	1.60	<u>10.10</u>	<u>5,569.96</u>
-------------	--------------	--------------	-------------	--------------	-------------	--------------	-------------	------	--------------	-----------------

10/1/2008 2:12:39 PM

Time Slice 1/1/2021-12/31/2021
Active Days: 261

<u>4.85</u>	<u>31.01</u>	<u>29.47</u>	<u>0.00</u>	<u>40.69</u>	<u>1.73</u>	<u>42.42</u>	<u>8.50</u>	<u>1.59</u>	<u>10.09</u>	<u>5,570.11</u>
-------------	--------------	--------------	-------------	---------------------	-------------	--------------	--------------------	-------------	--------------	-----------------

Demolition 07/01/2009-
01/01/2028

1.79	12.77	11.27	0.00	0.68	0.59	1.27	0.14		0.69	2,419.79
------	-------	-------	------	------	------	------	------	--	------	----------

10/1/2008 2:12:39 PM

Time Slice 1/3/2022-12/30/2022
Active Days: 260

<u>4.85</u>	<u>31.01</u>	<u>29.47</u>	<u>0.00</u>	<u>40.69</u>	<u>42.42</u>	<u>10.09</u>	<u>5,570.11</u>
-------------	--------------	--------------	-------------	---------------------	--------------	--------------	-----------------

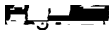
10/1/2008 2:12:39 PM

Time Slice 1/2/2023-12/29/2023
Active Days: 260

<u>4.85</u>	<u>31.01</u>	<u>29.47</u>	<u>0.00</u>	<u>40.69</u>	<u>1.73</u>	<u>42.42</u>	<u>8.50</u>	<u>1.59</u>	<u>10.09</u>	<u>5,570.11</u>
-------------	--------------	--------------	-------------	---------------------	-------------	--------------	--------------------	-------------	--------------	-----------------

Demolition 07/01/2009-
01/01/2028

1.79	12.77	11.27	0.00	0.68	0.59	1.27	0.14		0.69	2,419.79
------	-------	-------	------	------	------	------	------	--	------	----------



10/1/2008 2:12:39 PM

Time Slice 1/1/2024-12/31/2024
Active Days: 262

4.85

31.01

29.47

10/1/2008 2:12:39 PM

~~Time Since 7/1/2025-7/1/2025~~
Active Days: 261

4.85

31.01

29.47

0.00

10/1/2008 2:12:40 PM

Time Slice 1/1/2029-12/31/2029
Active Days: 261

3.06

18.23

18.09

0.00

40.01

41.15

9.41

3,150.41

10/1/2008 2:12:40 PM

1 Tractors/Loaders/Backhoes (108 hp) operating at a 0.55 load factor for 8 hours per day

3 Welders (45 hp) operating at a 0.45 load factor for 8 hours per day

~~Rule: Residential Interior Coatings begins 1/1/2005 ends 12/31/2040 specifies a VOC of 250~~

Rule: Residential Interior Coatings begins 1/1/2005 ends 12/31/2040 specifies a VOC of 250

~~Rule: Residential Exterior Coatings begins 1/1/2005 ends 12/31/2040 specifies a VOC of 250~~

Rule: Residential Exterior Coatings begins 1/1/2005 ends 12/31/2040 specifies a VOC of 250

~~Rule: Nonresidential Interior Coatings begins 1/1/2005 ends 12/31/2040 specifies a VOC of 250~~

Rule: Nonresidential Interior Coatings begins 1/1/2005 ends 12/31/2040 specifies a VOC of 250

~~Rule: Nonresidential Exterior Coatings begins 1/1/2005 ends 12/31/2040 specifies a VOC of 250~~

Rule: Nonresidential Exterior Coatings begins 1/1/2005 ends 12/31/2040 specifies a VOC of 250

Urbemis 2007 Version 9.2.4

Combined Summer Emissions Reports (Pounds/Day)

File Name: C:\Documents and Settings\rmmamaghani\Application Data\Urbemis\Version9a\Projects\CSU Grading Emissions.urb924

Project Name: 991-02 CSU Hayward Construction Emissions

Project Location: Bay Area Air District

~~Off-Road Vehicle Emissions Based on: version 1. Emission2007 v2.0 NOV 1 2000~~

Off-Road Vehicle Emissions Based on: OFFROAD2007

2010 TOTALS (lbs/day unmitigated)	10.21	61.54	39.01	0.00	40.69
-----------------------------------	-------	-------	-------	------	-------

~~2022 TOTALS (lbs/day unmitigated)~~

6.17 38.84 ~~31.01~~

2022 TOTALS (lbs/day unmitigated)

4.85 31.01 29.47 0.00 40.69 1.73 42.42 8.50 1.59 10.09 5,570.11

2023 TOTALS (lbs/day unmitigated)

4.85 31.01 29.47 0.00 40.69 1.73 42.42 8.50 1.59 10.09 5,570.11

2024 TOTALS (lbs/day unmitigated)

4.85 31.01 29.47 0.00 40.69 1.73 42.42 8.50 1.59 10.09 5,570.11

2025 TOTALS (lbs/day unmitigated)

4.85 31.01 29.47 0.00 40.69 1.73 42.42 8.50 1.59 10.09 5,570.11

~~2026 TOTALS (lbs/day unmitigated)~~

4.84 30.97 29.26 0.00 40.69 ~~1.73~~ 42.42 8.50 1.59 10.09 5,570.27

2027 TOTALS (lbs/day unmitigated)

4.84 30.97 29.26 0.00 40.69 1.73 42.42 8.50 1.59 10.09 5,570.27

Construction Unmitigated Detail Report:

CONSTRUCTION EMISSION ESTIMATES Summer Pounds Per Day, Unmitigated

10/1/2008 2:11:57 PM

Time Slice 7/1/2009-12/31/2009
Active Days: 132

7.76

46.72

29.24

0.00

40.68

3.10

43.78

11.35

4,166.37

10/1/2008 2:11:57 PM

Time Slice 1/1/2010-6/30/2010
Active Days: 129

7.30	44.31	28.18	0.00	43.56
------	-------	-------	------	-------

~~17770-0000-1011-0010-1000-1000~~
Active Days: 66

<u>10.21</u>	<u>61.54</u>	<u>39.01</u>	<u>0.00</u>	<u>40.69</u>	<u>4.38</u>	<u>45.07</u>	<u>6.50</u>	<u>12.53</u>	<u>5,569.12</u>
--------------	--------------	--------------	-------------	--------------	-------------	--------------	-------------	--------------	-----------------

Demolition 07/01/2009-01/01/2028	3.51	26.53	16.44	0.00	0.68	1.63	2.31	0.14	1.50	1.64	2,419.35
Demo On Road Diesel	0.04	0.63	0.20	0.00	0.00	0.02	0.03	0.00	0.02	0.02	89.47
Demo Worker Trips	0.04	0.07	1.16	0.00	0.00	0.00	0.01	0.00	0.00	0.00	

10/1/2008 2:11:58 PM

Time Slice 1/3/2011-12/30/2011
Active Days: 260

9.54

58.17

10/1/2008 2:11:58 PM

Time Slice 1/1/2013-12/31/2013
Active Days: 261

<u>8.33</u>	<u>51.65</u>	<u>35.33</u>	<u>0.00</u>	<u>40.69</u>	<u>3.51</u>	<u>44.20</u>	8.50	<u>11.73</u>	<u>5,569.53</u>
-------------	--------------	--------------	-------------	--------------	-------------	--------------	-------------	--------------	-----------------

ፕላን/ፕሮጀክት/ፕላን ደብዳቤ

Time Slice 1/1/2016-12/30/2016
Active Days: 261

<u>6.64</u>	<u>41.79</u>	<u>32.47</u>	<u>0.00</u>	<u>40.69</u>	<u>43.34</u>	<u>10.94</u>	<u>5,569.80</u>
-------------	--------------	--------------	-------------	--------------	--------------	--------------	-----------------

101172018-12:39 PM

Time Slice 1/1/2018-12/31/2018
Active Days: 261

<u>5.69</u>	<u>36.04</u>	<u>31.01</u>	<u>0.00</u>	<u>40.69</u>	<u>2.13</u>	<u>42.82</u>	<u>8.50</u>	<u>1.96</u>	<u>10.46</u>	<u>5,569.89</u>
-------------	--------------	--------------	-------------	--------------	-------------	--------------	-------------	-------------	--------------	-----------------

Demolition 07/01/2009-01/01/2028

2.04	15.03	12.06	0.00	0.68	0.73	1.41	0.14	0.67	0.81	2,419.69
------	-------	-------	------	------	------	------	------	------	------	----------

Demo On Road Diesel

0.02

Ἰστορικὸς Ἰατρικὸς Πίνακας

Time Slice 1/1/2019-12/31/2019

Active Days: 261

~~10/17/2008 2:12:00 PM~~

Time Slice 1/1/2020-12/31/2020
Active Days: 262

4.87

31.10

29.86

0.00

42.42

10/17/2008 2:12:00 PM

Time Slice 1/1/2021-12/31/2021
Active Days: 261

4.85

31.01

~~10/17/2008 2:12:00 PM~~

Time Slice 1/3/2022-12/30/2022
Active Days: 260

4.85

31.01

29.47

0.00

~~██████████~~

42.42

10.09

5,570.11

~~10/17/2008 2:12:00 PM~~

Time Slice 1/2/2023-12/29/2023
Active Days: 260

<u>4.85</u>	<u>31.01</u>	<u>29.47</u>	<u>0.00</u>	<u>40.69</u>	<u>1.73</u>	<u>42.42</u>	<u>8.50</u>	<u>1.59</u>	<u>10.09</u>	<u>5,570.11</u>
-------------	--------------	--------------	-------------	---------------------	-------------	--------------	--------------------	-------------	--------------	-----------------

Demolition 07/01/2009-
01/01/2028

1.79	12.77	11.27	0.00	0.68	0.59	1.27		0.69	2,419.79
------	-------	-------	------	------	------	------	--	------	----------



10/17/2008 2:12:00 PM

Time Slice 1/1/2024-12/31/2024
Active Days: 262

4.85

31.01

29.47

0.00

42.42

~~10/17/2008 2:12:00 PM~~

~~Time Since 7/1/2025-7/1/2025~~
Active Days: 261

4.85

31.01

29.47

0.00

42.42

10/1/2008 2:12:01 PM

Time Slice 1/1/2026-12/31/2026
Active Days: 261

4.84

30.97

29.26

10/1/2008 2:12:01 PM

Time Slice 1/1/2029-12/31/2029
Active Days: 261

3.06 18.23 18.09 0.00

10/1/2008 2:12:02 PM

1 Tractors/Loaders/Backhoes (108 hp) operating at a 0.55 load factor for 8 hours per day

3 Welders (45 hp) operating at a 0.45 load factor for 8 hours per day

~~Rule: Residential Interior Coatings begins 1/1/2005 ends 12/31/2040 specifies a VOC of 250~~

Rule: Residential Interior Coatings begins 1/1/2005 ends 12/31/2040 specifies a VOC of 250

~~Rule: Residential Exterior Coatings begins 1/1/2005 ends 12/31/2040 specifies a VOC of 250~~

Rule: Residential Exterior Coatings begins 1/1/2005 ends 12/31/2040 specifies a VOC of 250

~~Rule: Nonresidential Interior Coatings begins 1/1/2005 ends 12/31/2040 specifies a VOC of 250~~

Rule: Nonresidential Interior Coatings begins 1/1/2005 ends 12/31/2040 specifies a VOC of 250

~~Rule: Nonresidential Exterior Coatings begins 1/1/2005 ends 12/31/2040 specifies a VOC of 250~~

Rule: Nonresidential Exterior Coatings begins 1/1/2005 ends 12/31/2040 specifies a VOC of 250